


Mastercam X⁶

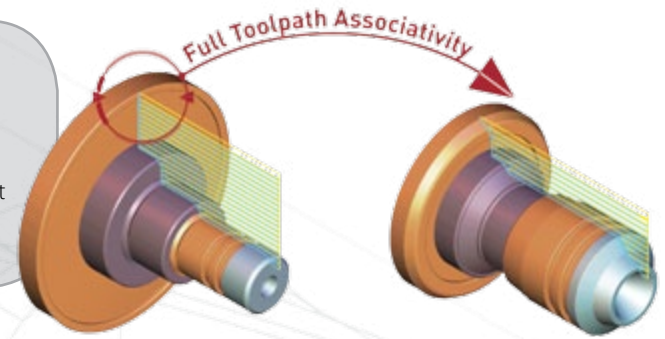
Lathe



When Second Best Won't Cut It.

Powerful Part Modeling

Mastercam's streamlined CAD engine makes design work easier than ever before. Each piece of geometry you create is "live", letting you quickly modify it until it's exactly what you want.



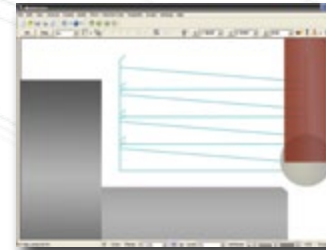
Tools to Make Programming Easier

Efficient turning means more than just programming a toolpath. Mastercam Lathe gives you a set of tools that impact your entire process.

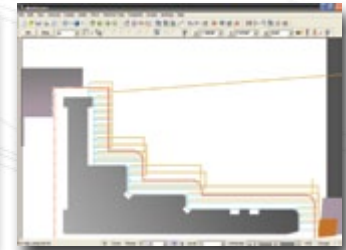
- Fully associative toolpaths are linked with your geometry. Modify any element of the job and immediately get updated toolpaths without starting over.
- Mastercam's CAD File Change Recognition tracks files from Mastercam or any other CAD system and will show you what's been changed for easy toolpath updating.
- Comprehensive insert libraries including ISCAR™, Sandvik®, Kennametal®, and Valentine®.
- See your part as it will come off the machine with solid-model toolpath verification.

"The three greatest advantages Mastercam has brought to our turning are first time success, mistake proofing the process, and significantly reducing the time required to make that first piece. These can be boiled down to two company-wide improvements—greater productivity and reduced lead times."

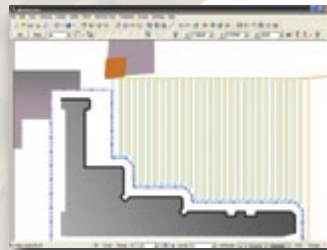
George Yuhas
Programmer/Operator
Alinabal, Milford, CT



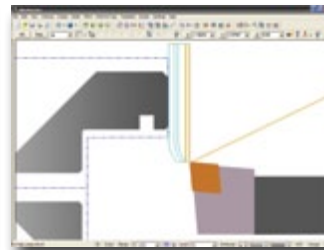
Variable depth roughing for efficient turning with ceramics.



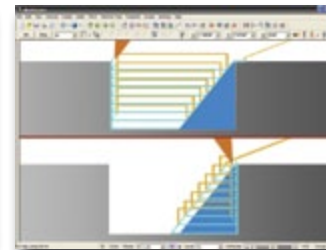
Roughing to an outer boundary.



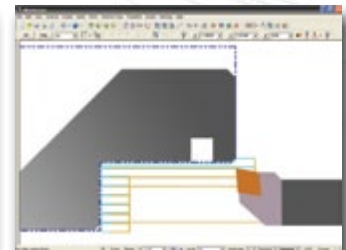
Face roughing.



Automated facing from the center line out.



Stock recognition detects what is left after each operation.

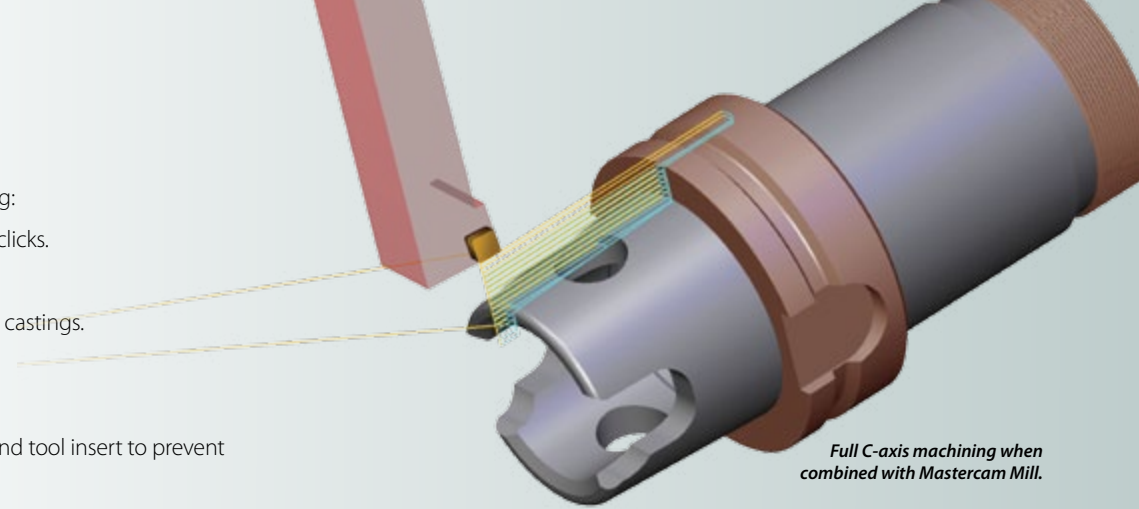


Smart ID roughing.

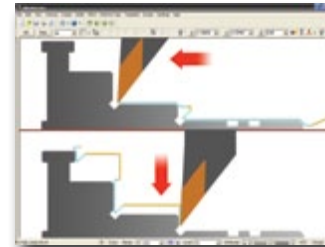
Fast, Easy, and Precise Turning

Mastercam Lathe delivers a streamlined set of programming tools, including:

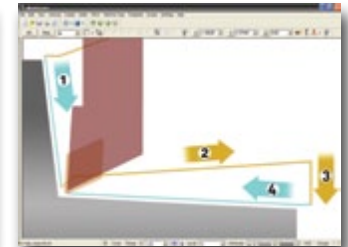
- **Mastercam's "Quick Toolpaths"** let you program parts with just a few clicks.
- Click and drag a machining start point anywhere on your model.
- **Intelligent ID and OD** roughing, including roughing to a boundary for castings.
- Easy facing including roughing and finishing.
- Optimized finish contouring (profiling).
- **Variable roughing** alternates the contact point between the surface and tool insert to prevent notching and improve tool life.
- Automatically create a finish pass after a rough operation using the same tool.
- Set feed rates for desired finish quality.
- Grooving with multiple depth cuts and pecking.
- Easily assign groove depth, width, wall angles, corner radius, chamfer, and corner dwell.
- Automatically skip over a groove or cavity when roughing or finishing.
- Complete threading with multiple starts, diameter calculation, and thread tables.
- New plunge turn toolpath designed specifically for ISCAR™ cut grip inserts.
- Automatic gouge checking watches the front and back of the tool.
- Chuck, part, steady rest, and tailstock detection.
- Open and directly machine a solid model.
- **Mastercam's Tool Inspection** option lets you automatically stop machining, allowing you to check the insert during your roughing, finishing, and grooving operations.
- Quick turned profile generation for uniform and non-uniform parts.
- **Full milling and turning support** available for machines with B-axis tooling arms.
- Live tooling for B, C, and Y axes.
- Go to www.MastercamLathe.com for more.



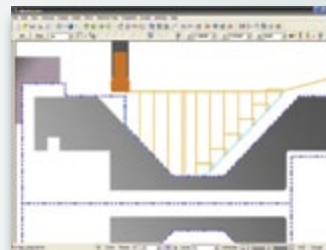
Full C-axis machining when combined with Mastercam Mill.



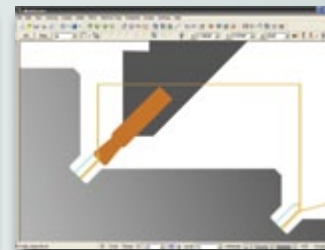
Multiple contouring for complete finishing.



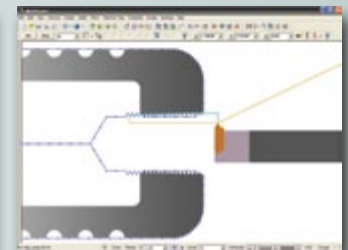
Smart finish passes detect flat (finishing up) and wall (finishing down) cut regions and program them with optimized motion.



Step and stepless grooving.



Multiple grooving styles, including angular.



Fast thread machining.

Specialized Options

You may know that we offer a suite of software for turning, milling, wire EDM, router applications, and more. But we also offer a set of highly specialized add-in options for those times when that one additional CAD or CAM tool will make a specific job easier, faster, and more profitable. These include:

- Automatic separation of surface model into core and cavity, including draft angle analysis and identification of problem surfaces.
- Use of point data to create surfaces or STL data for reverse engineering and manufacturing.
- Sophisticated tools for traditional blueprint and CAD-based inspection.
- Focused 5-axis programming tools tailored to cutting multi-bladed parts and cylinder head ports.
- Complete programming for complex machining robots.
- Automated EDM electrode creation, including a library of definable stock sizes and materials.
- See a full list at www.Mastercam.com/Products/Addins.

System Requirements

- **Processor:** 2.5 GHz (minimum) 32-bit or 64-bit Intel®-compatible processor. Mastercam will automatically identify the processor and install either the 32-bit or 64-bit version.
- **Operating System:** Windows® XP, Windows Vista® (Business or Ultimate), or Windows 7 (Ultimate or Professional) including the latest service packs and recommended updates.
- **Memory:** 2 GB (minimum), 3 GB available hard disk space (minimum).
- **Graphics:** 256 MB OpenGL-compatible graphics card, 1280x1024 pixel screen resolution (minimum).
- **Mouse:** Windows-compatible 2-button or 3-button mouse (or with middle mouse wheel).

Mastercam
cnc software, inc.

671 Old Post Road Tolland, CT 06084 USA
(800) 228-2877 • (860) 875-5006 • Fax (860) 872-1565
www.mastercam.com • mcinfo@mastercam.com



	Lathe	When combined with Mastercam Mill Level 1	When combined with Mastercam Mill Level 3
CAD			
Quickly create and dimension live wireframe geometry	x	x	x
Read/write IGES, DXF, SAT, Parasolid, EPS	x	x	x
Read native AutoCAD, SolidWorks, Solid Edge	x	x	x
Read CATIA, Pro/E, Unigraphics (UG NX)	optional	optional	optional
Live surface modeling	x	x	x
CAD File Change Recognition	x	x	x
Solid modeling	optional	optional	optional
CAM			
Streamlined "Quick Toolpath" programming	x	x	x
Intelligent ID and OD roughing	x	x	x
Easy finishing	x	x	x
Optimized facing	x	x	x
Grooving	x	x	x
Threading	x	x	x
Canned cycle support	x	x	x
Automatic gouge checking	x	x	x
Boring, drilling, and point-to-point machining	x	x	x
Machine directly on a solid	x	x	x
Chuck, part, steady rest, and tailstock collision check	x	x	x
Fully associative toolpaths	x	x	x
Machine and control definition	x	x	x
Face and cross contour	x	x	x
Face and cross drilling	x	x	x
3D C-axis contour machining	x	x	x
Specialized plunge turn toolpaths	x	x	x
2D High Speed Toolpaths		x	x
Engraving		x	x
All pocketing routines		x	x
All contour routines		x	x
All drilling routines		x	x
Full multisurface and solid roughing			x
Full multisurface and solid finishing			x
Full multisurface and solid "cleanup" machining			x
3D High Speed Toolpaths			x
Multiaxis machining			optional

Mastercam® and Mastercam University™ are registered trademarks of CNC Software, Inc. ©Copyright 1983-2011. All rights reserved.
SolidWorks is a registered trademark of DS SolidWorks Corporation. ISCAR is a registered trademark of ISCAR, Ltd.
All other trademarks are property of their respective owners.